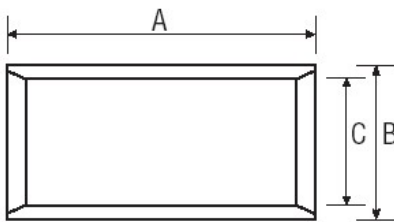


Sta-Kon®



T&B Catalog Number: A18-PS-M
UPC Number: 78621093625
Description: Non-Insulated Parallel Splice Connector For Wire Range 22-16 For Circular Mil Range 509-3260 Length .314 Diameter .129, Metallic
Status: Active

WEB_USE

US Cutsheet PDF Catalog Link <http://www-public.tnb.com/contractor/docs/stakon.pdf>

Features

Resistant to corrosion and preserve the electrical integrity of the wires in single or multiple strands. Feature an intelligent constructable part number for quick identification of the wire range.

General

Insulation Type	Non-Insulated
Terminal Series	A
Material	Copper
Finish	Tin Plated
Color	Metallic
Wire Range	22-16

Dimension Information

A (inches)	.314
B (inches)	.129
C (inches)	.086

Specifications

Circular Mil Area	509-3260
Temperature Rating	150°C

Tooling

Tool Charts	Available on Website
Application Tools	ERG2002, WT111M, WT112M, WT2000

Packaging

T&B Order Multiple	1000
T&B Inner Pack	1000
Package in Units	10000
Package Type	Standard
T&B Sold in UOM	Each
T&B Weight Per UOM	0.07 lbs. per 100

Application Support

T&B Sales Drawings	wsd-000229
Overview	Available on Website
Wire Guide Tables	Available on Website

Certifications

RoHS Compliance	Yes
-----------------	-----

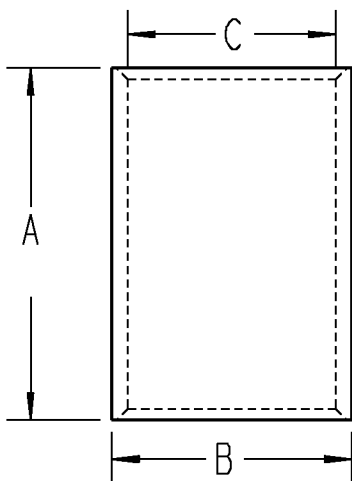
Certifications



File Nbr:
E9809



T&B Sta-Kon



MATERIAL: TIN-PLATED COPPER
 RANGE: 22AWG TO 500 MCM
 TOOLS:
 A, B AND C SERIES : ERG2002, WT110M
 WT111M, WT2000
 D SERIES: WT-115A, TBM8-750MI
 TBM8-750BSCR
 E SERIES: TBM8-750MI, TBM8-750BSCR
 ERG2008 (6 AWG DIE)
 F THRU R SERIES: TBM8-750MI
 TBM8-750BSCR

ALL DIMENSIONS ARE APPROXIMATE, FOR REFERENCE ONLY.

CAT NUMBER	WIRE RANGE		CIR MIL RANGE	LENGTH A	O.D. B	I.D. C
	MIN.	MAX.				
A18-PS-M	2#22	1#22, 1#16	509-3,260	0.314	0.129	0.086
B14-PS-M	2#20	1#14, 1#20	2,050-5,180	0.315	0.155	0.113
C10-PS-D	2#16	1#10, 1#16	5,180-13,100	0.380	0.220	0.170
D8-PS-D	1#10, 1#14	2#10	13,100-20,800	0.375	0.260	0.180
E6-PS-D	2#10, 1#14	2#10, 3#14	20,800-33,100	0.500	0.365	0.266
F4-PS-W	2#8, 1#14	2#6	33,100-52,600	0.531	0.410	0.302
G2-PS-W	3#8, 1#14	2#4	52,600-83,700	0.640	0.521	0.396
H1/0-PS-C	6#8	2#4, 1#6	83,700-119,500	0.750	0.571	0.446
J2/0-PS-C	3#4	1#1, 1#2	119,500-150,500	0.750	0.632	0.507
K3/0-PS-L	4#4	2#1, 2#10	150,500-190,000	0.750	0.701	0.564
L4/0-PS-L	3#2	1#1/0, 3#4	190,000-231,100	0.770	0.766	0.629
M250-PS-Q	1#3/0, 4#8	1#3/0, 8#8	231,100-300,000	1.063	0.926	0.749
N300-PS-X	1#2/0, 4#4	1#300MCM, 3#6	300,000-380,000	1.125	1.100	0.882
P400-PS-X	1#250MCM, 5#6	1#4/0, 4#2	380,000-478,000	1.250	1.200	0.956
R500-PS-V	1#400MCM, 3#6	1#250MCM, 13#6	478,000-600,000	1.438	1.330	1.060

GENERAL NOTES

- ALL DIMENSIONS ARE FOR REFERENCE ONLY.
- DIMENSIONS IN BRACKETS [] ARE IN METRIC UNITS.

REVISIONS

- SEE ERN (2007805) FOR APPROVAL SIGNATURES & RELEASE DATE.
PROJECT NO: TM401341

Thomas & Betts
www.tnb.com

DESCRIPTION:

STA-KON PARALLEL SPLICES

ORIGINAL PROJECT NO / (ERN NO)

TM401330 / (2006308)

SHEET NO:

1 OF 1

REV. NO:

2

DRAWING NO:

WSD-000229



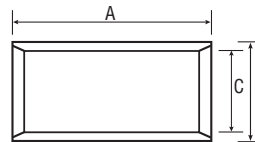
Sta-Kon®

Parallel Splices



Sta-Kon® Parallel Splices offer solutions for hundreds of OEM, utility and communications applications. These splices provide excellent reliability, long-term performance, and a UL listed connection at a low installed cost. Sta-Kon parallel splices are resistant to corrosion and preserve the electrical integrity of the wires in single or multiple strands. The new Sta-Kon parallel splices also feature an intelligent constructable part number for quick identification of the wire range and pack quantity.

Material: Tin-plated Copper
 Range: 22AWG to 500 MCM
 Listing: UL, CSA Listed



Ordering Information

Cat. Number	Wire Size	Cir Mil Range	Length (A)	O.D. (B)	I.D. (C)	Pack Qty.	UPC Number
A18-PS-M	22-16 AWG	509-3,260	0.314	0.129	0.086	1000	78621093625
B14-PS-M	16-14 AWG	2,050-5,180	0.315	0.155	0.113	1000	78621093626
C10-PS-D	12-10 AWG	5,180-13,100	0.380	0.220	0.170	500	78621093627
D8-PS-D	8 AWG	13,100-20,800	0.375	0.260	0.180	500	78621089076
E6-PS-D	6 AWG	20,800-33,100	0.500	0.365	0.266	500	78621089080
F4-PS-W	4 AWG	33,100-52,600	0.531	0.410	0.302	250	78621089082
G2-PS-W	2 AWG	52,600-83,700	0.640	0.521	0.396	250	78621089084
H1/0-PS-C	1/0 AWG	83,700-119,500	0.750	0.571	0.446	100	78621089086
J2/0-PS-C	2/0 AWG	119,500-150,500	0.750	0.632	0.507	100	78621089078
K3/0-PS-L	3/0 AWG	150,500-190,000	0.750	0.701	0.564	50	78621089777
L4/0-PS-L	4/0 AWG	190,000-231,100	0.770	0.766	0.629	50	78621089092
M250-PS-Q	250 MCM	231,100-300,000	1.063	0.926	0.749	25	78621089094
N300-PS-X	300 MCM	300,000-380,000	1.125	1.100	0.882	10	78621089096
P400-PS-X	400 MCM	380,000-478,000	1.250	1.200	0.956	10	78621089098
R500-PS-V	500 MCM	478,000-600,000	1.438	1.330	1.060	5	78621089100

• The total combined cross sectional area of all wires must be within the CMA range.

Tools

Wire Size	Tools
22-10 AWG	ERG2002, WT111M, WT112M, WT2000
16-6 AWG	ERG2005
8-2 AWG	WT115A, TBM8-750M1, TBM8-750BSCR
1/0 AWG - 500 MCM	TBM8-750M1, TBM8-750BSCR